

General information about company

Scrip code	500410
NSE Symbol	ACC LIMITED
MSEI Symbol	NOTLISTED
ISIN	INE012A01025
Name of the company	ACC LIMITED
Whether company is SME	No
Class of Security	Equity Shares
Type of report	Quarterly
Quarter Ended / Half year ended/Date of Report (For Prelisting / Allotment)	31-03-2024
Date of allotment / extinguishment (in case Capital Restructuring selected) / Listing Date	
Shareholding pattern filed under	Regulation 31 (1) (b)
Whether the listed entity is Public Sector Undertaking (PSU)?	No

Declaration

Sr. No.	Particular	Yes/No	Promoter and Promoter Group	Public shareholder	Non Promoter- Non Public
1	Whether the Listed Entity has issued any partly paid up shares?	No	No	No	No
2	Whether the Listed Entity has issued any Convertible Securities ?	No	No	No	No
3	Whether the Listed Entity has issued any Warrants ?	No	No	No	No
4	Whether the Listed Entity has any shares against which depository receipts are issued?	No	No	No	No
5	Whether the Listed Entity has any shares in locked-in?	No	No	No	No
6	Whether any shares held by promoters are pledge or otherwise encumbered?	No	No		
7	Whether company has equity shares with differential voting rights?	No	No	No	No
8	Whether the listed entity has any significant beneficial owner?	No			

Table VI - Statement showing foreign ownership limits

Particular	Approved limits (%)	Limits utilized (%)
As on shareholding date	100	13.04
As on the end of previous 1st quarter	100	12.88
As on the end of previous 2nd quarter	100	13.97
As on the end of previous 3rd quarter	100	16.87
As on the end of previous 4th quarter	100	16.83

Table I - Summary Statement holding of specified securities

Category (I)	Category of shareholder (II)	Nos. Of shareholders (III)	No. of fully paid up equity shares held (IV)	No. Of Partly paid-up equity shares held (V)	No. Of shares underlying Depository Receipts (VI)	Total nos. shares held (VII) = (IV)+ (V)+ (VI)	Shareholding as a % of total no. of shares (calculated as per SCRR, 1957) (VIII) As a % of (A+B+C2)	Number of Voting Rights held in each class of securities (IX)			
								No of Voting (XIV) Rights			Total as a % of (A+B+C)
								Class eg: X	Class eg:y	Total	
(A)	Promoter & Promoter Group	3	106456927			106456927	56.69	106456927		106456927	56.69
(B)	Public	149890	81330336			81330336	43.31	81330336		81330336	43.31
(C)	Non Promoter-Non Public										
(C1)	Shares underlying DRs										
(C2)	Shares held by Employee Trusts										
	Total	149893	187787263			187787263	100	187787263		187787263	100

Table I - Summary Statement holding of specified securities

Category (I)	Category of shareholder (II)	No. Of Shares Underlying Outstanding convertible securities (X)	No. of Shares Underlying Outstanding Warrants (Xi)	No. Of Shares Underlying Outstanding convertible securities and No. Of Warrants (Xi) (a)	Shareholding , as a % assuming full conversion of convertible securities (as a percentage of diluted share capital) (XI)= (VII)+(X) As a % of (A+B+C2)	Number of Locked in shares (XII)		Number of Shares pledged or otherwise encumbered (XIII)		Number of equity shares held in dematerialized form (XIV)	Sub-categorization of shares		
						No. (a)	As a % of total Shares held (b)	No. (a)	As a % of total Shares held (b)		Sub-category (i)	Sub-category (ii)	Sub-category (iii)
(A)	Promoter & Promoter Group				56.69					106456927			
(B)	Public				43.31					79082114	0	0	300
(C)	Non Promoter-Non Public												
(C1)	Shares underlying DRs												
(C2)	Shares held by Employee Trusts												
	Total				100					185539041	0	0	300

Table II - Statement showing shareholding pattern of the Promoter and Promoter Group

Sr.	Category & Name of the Shareholders (I)	Nos. Of shareholders (III)	No. of fully paid up equity shares held (IV)	No. Of Partly paid-up equity shares held (V)	No. Of shares underlying Depository Receipts (VI)	Total nos. shares held (VII) = (IV)+(V)+(VI)	Shareholding as a % of total no. of shares (calculated as per SCRR, 1957) (VIII) As a % of (A+B+C2)	Number of Voting Rights held in each class of securities (IX)			
								No of Voting (XIV) Rights			Total as a % of Total Voting rights
								Class eg: X	Class eg:y	Total	
A	Table II - Statement showing shareholding pattern of the Promoter and Promoter Group										
(1)	Indian										
(d)	Any Other (specify)	1	93984120			93984120	50.05	93984120		93984120	50.05
Sub-Total (A)(1)		1	93984120			93984120	50.05	93984120		93984120	50.05
(2)	Foreign										
(e)	Any Other (specify)	2	12472807			12472807	6.64	12472807		12472807	6.64
Sub-Total (A)(2)		2	12472807			12472807	6.64	12472807		12472807	6.64
Total Shareholding of Promoter and Promoter Group (A)=(A)(1)+(A)(2)		3	106456927			106456927	56.69	106456927		106456927	56.69
B	Table III - Statement showing shareholding pattern of the Public shareholder										
(1)	Institutions (Domestic)										
(a)	Mutual Funds	41	27236204			27236204	14.5	27236204		27236204	14.5
(c)	Alternate Investment Funds	4	747163			747163	0.4	747163		747163	0.4
(d)	Banks	13	174865			174865	0.09	174865		174865	0.09
(e)	Insurance Companies	17	16992817			16992817	9.05	16992817		16992817	9.05
(f)	Provident Funds/ Pension Funds	1	1124728			1124728	0.6	1124728		1124728	0.6
(i)	NBFCs registered with RBI	5	871			871	0	871		871	0
(j)	Other Financial Institutions	6	3023			3023	0	3023		3023	0
Sub-Total (B)(1)		87	46279671			46279671	24.64	46279671		46279671	24.64
(2)	Institutions (Foreign)										
(d)	Foreign Portfolio Investors Category I	167	11289647			11289647	6.01	11289647		11289647	6.01
(e)	Foreign Portfolio Investors Category II	6	299151			299151	0.16	299151		299151	0.16
(g)	Any Other (specify)	11	8562			8562	0	8562		8562	0
Sub-Total (B)(2)		184	11597360			11597360	6.18	11597360		11597360	6.18
(3)	Central Government / State Government(s)										
(a)	Central Government / President of India	3	231340			231340	0.12	231340		231340	0.12
(c)	Shareholding by Companies or Bodies Corporate where Central / State	5	56929			56929	0.03	56929		56929	0.03

	Government is a promoter										
Sub-Total (B)(3)		8	288269			288269	0.15	288269		288269	0.15
(4)	Non-institutions										
(b)	Directors and their relatives (excluding independent directors and nominee directors)	1	300			300	0	300		300	0
(f)	Investor Education and Protection Fund (IEPF)	1	1431879			1431879	0.76	1431879		1431879	0.76
(g)	Resident Individuals holding nominal share capital up to Rs. 2 lakhs	141993	15760084			15760084	8.39	15760084		15760084	8.39
(h)	Resident Individuals holding nominal share capital in excess of Rs. 2 lakhs	39	1724248			1724248	0.92	1724248		1724248	0.92
(i)	Non Resident Indians (NRIs)	4379	988965			988965	0.53	988965		988965	0.53
(j)	Foreign Nationals	10	6353			6353	0	6353		6353	0
(k)	Foreign Companies	1	184242			184242	0.1	184242		184242	0.1
(l)	Bodies Corporate	931	966092			966092	0.51	966092		966092	0.51
(m)	Any Other (specify)	2256	2102873			2102873	1.12	2102873		2102873	1.12
Sub-Total (B)(4)		149611	23165036			23165036	12.34	23165036		23165036	12.34
Total Public Shareholding (B)=(B)(1)+(B)(2)+(B)(3)+(B)(4)		149890	81330336			81330336	43.31	81330336		81330336	43.31
C	Table IV - Statement showing shareholding pattern of the Non Promoter- Non Public shareholder										
Total (A+B+C2)		149893	187787263			187787263	100	187787263		187787263	100
Total (A+B+C)		149893	187787263			187787263	100	187787263		187787263	100

Table II - Statement showing shareholding pattern of the Promoter and Promoter Group


Sr.	No. Of Shares Underlying Outstanding convertible securities (X)	No. of Shares Underlying Outstanding Warrants (Xi)	No. Of Shares Underlying Outstanding convertible securities and No. Of Warrants (Xi) (a)	Shareholding , as a % assuming full conversion of convertible securities (as a percentage of diluted share capital) (XI)= (VII)+(X) As a % of (A+B+C2)	Number of Locked in shares (XII)		Number of Shares pledged or otherwise encumbered (XIII)		Number of equity shares held in dematerialized form (XIV)	Sub-categorization of shares		
					No. (a)	As a % of total Shares held (b)	No. (a)	As a % of total Shares held (b)		Sub-category (i)	Sub-category (ii)	Sub-category (iii)
A	Table II - Statement showing shareholding pattern of the Promoter and Promoter Group											
(1)	Indian											
(d)				50.05					93984120			
Sub-Total (A) (1)				50.05					93984120			
(2)	Foreign											
(e)				6.64					12472807			
Sub-Total (A) (2)				6.64					12472807			
Total Shareholding of Promoter and Promoter Group (A)= (A)(1)+(A)(2)				56.69					106456927			
B	Table III - Statement showing shareholding pattern of the Public shareholder											
(1)	Institutions (Domestic)											
(a)				14.5					27214664	0	0	0
(c)				0.4					747163	0	0	0
(d)				0.09					168525	0	0	0
(e)				9.05					16992817	0	0	0
(f)				0.6					1124728	0	0	0
(i)				0					871	0	0	0
(j)				0					3	0	0	0
Sub-Total (B) (1)				24.64					46248771	0	0	0
(2)	Institutions (Foreign)											
(d)				6.01					11289647	0	0	0
(e)				0.16					299151	0	0	0
(g)				0					4137	0	0	0
Sub-Total (B) (2)				6.18					11592935	0	0	0
(3)	Central Government / State Government(s)											
(a)				0.12					0	0	0	0
(c)				0.03					56929	0	0	0
Sub-Total (B) (3)				0.15					56929	0	0	0

(4)	Non-institutions										
(b)				0				300	0	0	300
(f)				0.76				1431879	0	0	0
(g)				8.39				14145364	0	0	0
(h)				0.92				1501705	0	0	0
(i)				0.53				940060	0	0	0
(j)				0				6143	0	0	0
(k)				0.1				184242	0	0	0
(l)				0.51				872240	0	0	0
(m)				1.12				2101546	0	0	0
Sub-Total (B) (4)				12.34				21183479	0	0	300
Total Public Shareholding (B)=(B)(1)+ (B)(2)+(B) (3)+(B)(4)				43.31				79082114	0	0	300
C	Table IV - Statement showing shareholding pattern of the Non Promoter- Non Public shareholder										
Total (A+B+C2)				100				185539041			
Total (A+B+C)				100				185539041			

Any Other (specify)

Serial No.	1	
Category	Bodies Corporate	Click here to go back
Name of the Shareholders (I)	AMBUJA CEMENTS LIMITED	
PAN (II)	AAACG0569G	Total
No. of the Shareholders (I)	1	1
No. of fully paid up equity shares held (IV)	93984120	93984120
No. Of Partly paid-up equity shares held (V)		
No. Of shares underlying Depository Receipts (VI)		
Total nos. shares held (VII) = (IV)+ (V)+ (VI)	93984120	93984120
Shareholding as a % of total no. of shares (calculated as per SCRR, 1957) (VIII) As a % of (A+B+C2)	50.05	50.05
Number of Voting Rights held in each class of securities (IX)		
Class eg: X	93984120	93984120
Class eg:y		
Total	93984120	93984120
Total as a % of Total Voting rights	50.05	50.05
No. Of Shares Underlying Outstanding convertible securities (X)		
No. of Shares Underlying Outstanding Warrants (Xi)		
No. Of Shares Underlying Outstanding convertible securities and No. Of Warrants (Xi) (a)		
Shareholding , as a % assuming full conversion of convertible securities (as a percentage of diluted share	50.05	50.05


capital) (XI)= (VII)+(X) As a % of (A+B+C2)		
Number of Locked in shares (XII)		
No. (a)		
As a % of total Shares held (b)		
Number of Shares pledged or otherwise encumbered (XIII)		
No. (a)		
As a % of total Shares held (b)		
Number of equity shares held in dematerialized form (XIV)	93984120	93984120
Reason for not providing PAN		
Reason for not providing PAN		
Shareholder type	Promoter	



Any Other (specify)

Serial No.	1	2	
Category	Bodies Corporate	Bodies Corporate	
Name of the Shareholders (I)	HOLDERIND INVESTMENTS LTD	ENDEAVOUR TRADE AND INVESTMENT LIMITED	Click here to go back
PAN (II)	AABCH7099C	AAGCE6466K	Total
No. of the Shareholders (I)	1	1	2
No. of fully paid up equity shares held (IV)	8411000	4061807	12472807
No. Of Partly paid-up equity shares held (V)			
No. Of shares underlying Depository Receipts (VI)			
Total nos. shares held (VII) = (IV)+ (V)+ (VI)	8411000	4061807	12472807
Shareholding as a % of total no. of shares (calculated as per SCRR, 1957) (VIII) As a % of (A+B+C2)	4.48	2.16	6.64
Number of Voting Rights held in each class of securities (IX)			
Class eg: X	8411000	4061807	12472807
Class eg:y			
Total	8411000	4061807	12472807
Total as a % of Total Voting rights	4.48	2.16	6.64
No. Of Shares Underlying Outstanding convertible securities (X)			
No. of Shares Underlying Outstanding Warrants (Xi)			
No. Of Shares Underlying Outstanding convertible securities and No. Of Warrants (Xi) (a)			
Shareholding , as a % assuming full conversion of convertible securities (as a percentage of diluted share	4.48	2.16	6.64


capital) (XI)= (VII)+(X) As a % of (A+B+C2)			
Number of Locked in shares (XII)			
No. (a)			
As a % of total Shares held (b)			0
Number of Shares pledged or otherwise encumbered (XIII)			
No. (a)			
As a % of total Shares held (b)			0
Number of equity shares held in dematerialized form (XIV)	8411000	4061807	12472807
Reason for not providing PAN			
Reason for not providing PAN			
Shareholder type	Promoter	Promoter	



Mutual Funds

Serial No.	1	2	3	4	5	6
Name of the Shareholders (I)	ICICI PRUDENTIAL NIFTY COMMODITIES ETF	ADITYA BIRLA SUN LIFE TRUSTEE PRIVATE LIMITED A/C	HDFC MUTUAL FUND-HDFC ARBITRAGE FUND	TATA MULTI ASSET OPPORTUNITIES FUND	SBI LARGE & MIDCAP FUND	MIRAE ASSET NIFTY MIDCAP 150 ETF
PAN (II)	AAAAI0038F	AAATB0102C	AAATH1809A	AAATT0570A	AABTS6407Q	AACTM0203B
No. of fully paid up equity shares held (IV)	3975774	3682863	4151179	2496071	4104347	2751739
No. Of Partly paid-up equity shares held (V)						
No. Of shares underlying Depository Receipts (VI)						
Total nos. shares held (VII) = (IV)+ (V)+ (VI)	3975774	3682863	4151179	2496071	4104347	2751739
Shareholding as a % of total no. of shares (calculated as per SCRR, 1957) (VIII) As a % of (A+B+C2)	2.12	1.96	2.21	1.33	2.19	1.47
Number of Voting Rights held in each class of securities (IX)						
Class eg: X	3975774	3682863	4151179	2496071	4104347	2751739
Class eg:y						
Total	3975774	3682863	4151179	2496071	4104347	2751739
Total as a % of Total Voting rights	2.12	1.96	2.21	1.33	2.19	1.47
No. Of Shares Underlying Outstanding convertible securities (X)						
No. of Shares Underlying Outstanding Warrants (Xi)						
No. Of Shares Underlying Outstanding convertible securities and No. Of Warrants (Xi) (a)						
Shareholding , as a % assuming full conversion of convertible securities (as a percentage of diluted share capital) (XI)= (VII)+(X) As a % of (A+B+C2)	2.12	1.96	2.21	1.33	2.19	1.47

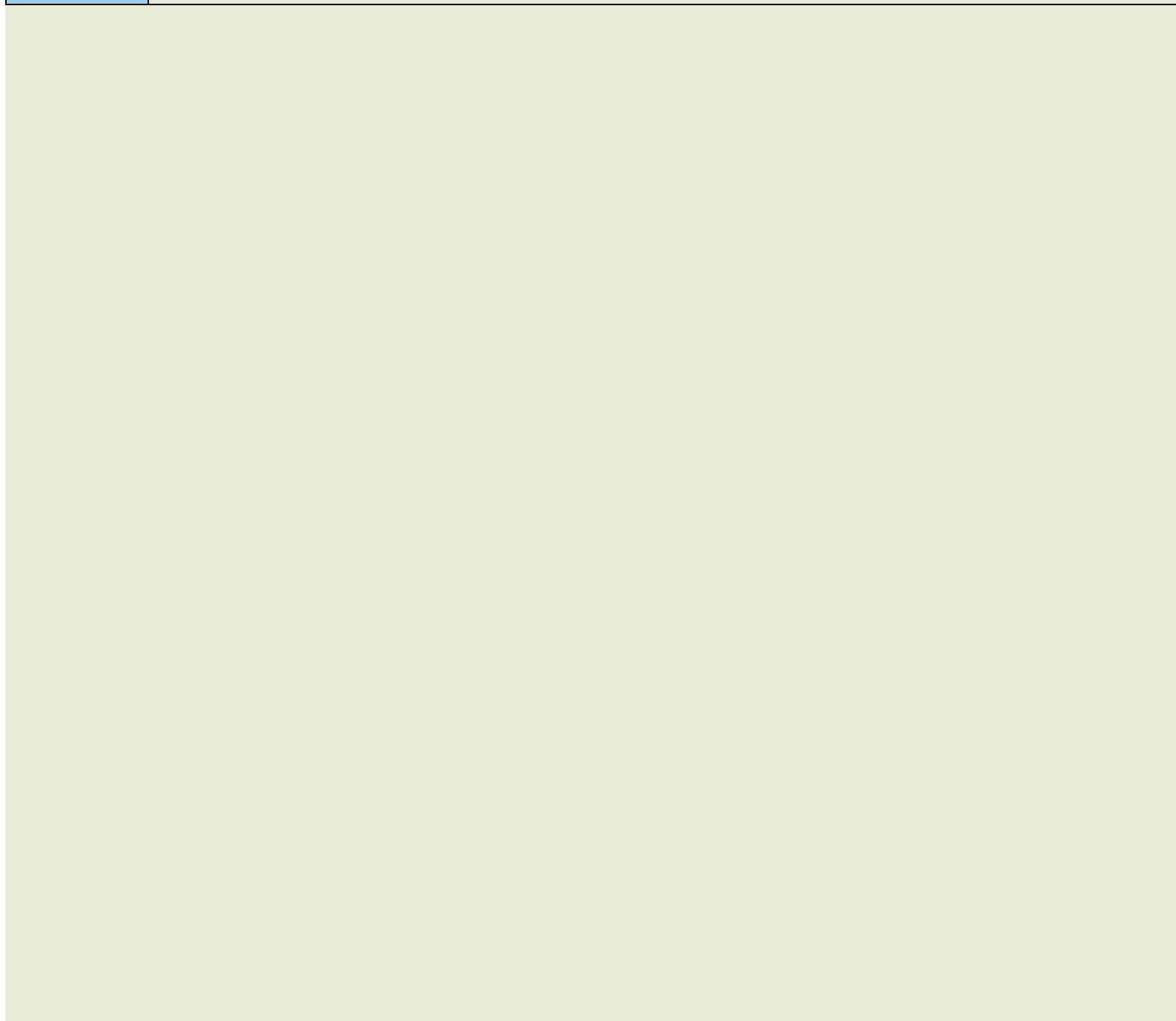
Number of Locked in shares (XII)						
No. (a)						
As a % of total Shares held (b)						
Number of equity shares held in dematerialized form (XIV)	3975774	3682863	4151179	2496071	4104347	2751739
Reason for not providing PAN						
Reason for not providing PAN						
Sub-categorization of shares						
Sub-category (i)	0	0	0	0	0	0
Sub-category (ii)	0	0	0	0	0	0
Sub-category (iii)	0	0	0	0	0	0



Mutual Funds

Serial No.	
Name of the Shareholders (I)	Click here to go back
PAN (II)	Total
No. of fully paid up equity shares held (IV)	21161973
No. Of Partly paid-up equity shares held (V)	
No. Of shares underlying Depository Receipts (VI)	
Total nos. shares held (VII) = (IV)+ (V)+ (VI)	21161973
Shareholding as a % of total no. of shares (calculated as per SCRR, 1957) (VIII) As a % of (A+B+C2)	11.27
Number of Voting Rights held in each class of securities (IX)	
Class eg: X	21161973
Class eg:y	
Total	21161973
Total as a % of Total Voting rights	11.27
No. Of Shares Underlying Outstanding convertible securities (X)	
No. of Shares Underlying Outstanding Warrants (Xi)	
No. Of Shares Underlying Outstanding convertible securities and No. Of Warrants (Xi) (a)	
Shareholding , as a % assuming full conversion of convertible securities (as a percentage of diluted share capital) (XI)= (VII)+(X) As a % of (A+B+C2)	11.27
Number of Locked in shares (XII)	


No. (a)	
As a % of total Shares held (b)	
Number of equity shares held in dematerialized form (XIV)	21161973
Reason for not providing PAN	
Reason for not providing PAN	
Sub-categorization of shares	
Shareholding (No. of shares) under	
Sub-category (i)	0
Sub-category (ii)	0
Sub-category (iii)	0



Insurance Companies

Serial No.	1	
Name of the Shareholders (I)	LIFE INSURANCE CORPORATION OF INDIA - ULIF00420091	Click here to go back
PAN (II)	AAACL0582H	Total
No. of fully paid up equity shares held (IV)	12013271	12013271
No. Of Partly paid-up equity shares held (V)		
No. Of shares underlying Depository Receipts (VI)		
Total nos. shares held (VII) = (IV)+ (V)+ (VI)	12013271	12013271
Shareholding as a % of total no. of shares (calculated as per SCRR, 1957) (VIII) As a % of (A+B+C2)	6.4	6.4
Number of Voting Rights held in each class of securities (IX)		
Class eg: X	12013271	12013271
Class eg:y		
Total	12013271	12013271
Total as a % of Total Voting rights	6.4	6.4
No. Of Shares Underlying Outstanding convertible securities (X)		
No. of Shares Underlying Outstanding Warrants (Xi)		
No. Of Shares Underlying Outstanding convertible securities and No. Of Warrants (Xi) (a)		
Shareholding , as a % assuming full conversion of convertible securities (as a percentage of diluted share capital) (XI)= (VII)+(X) As a % of (A+B+C2)	6.4	6.4
Number of Locked in shares (XII)		


No. (a)		
As a % of total Shares held (b)		
Number of equity shares held in dematerialized form (XIV)	12013271	12013271
Reason for not providing PAN		
Reason for not providing PAN		
Sub-categorization of shares		
Shareholding (No. of shares) under		
Sub-category (i)	0	0
Sub-category (ii)	0	0
Sub-category (iii)	0	0



Any Other (specify)

Serial No.	1	2	
Category	Other	Other	
Category / More than 1 percentage	Category	Category	Click here to go back
Name of the Shareholders (I)	FOREIGN INSTITUTIONAL INVESTORS	BANKS	
PAN (II)			Total
No. of the Shareholders (I)	8	3	11
No. of fully paid up equity shares held (IV)	1650	6912	8562
No. Of Partly paid-up equity shares held (V)			
No. Of shares underlying Depository Receipts (VI)			
Total nos. shares held (VII) = (IV)+ (V)+ (VI)	1650	6912	8562
Shareholding as a % of total no. of shares (calculated as per SCRR, 1957) (VIII) As a % of (A+B+C2)	0	0	0
Number of Voting Rights held in each class of securities (IX)			
Class eg: X	1650	6912	8562
Class eg:y			
Total	1650	6912	8562
Total as a % of Total Voting rights	0	0	0
No. Of Shares Underlying Outstanding convertible securities (X)			
No. of Shares Underlying Outstanding Warrants (Xi)			
No. Of Shares Underlying Outstanding convertible securities and Warrants (X)			
Shareholding , as a % assuming full conversion of convertible securities (as a percentage of	0	0	0

diluted share capital) (XI)= (VII)+(X) As a % of (A+B+C2)			
Number of Locked in shares (XII)			
No. (a)			
As a % of total Shares held (b)			
Number of equity shares held in dematerialized form (XIV)	50	4087	4137
Reason for not providing PAN			
Reason for not providing PAN			
Sub-categorization of shares			
Shareholding (No. of shares) under			
Sub-category (i)	0	0	0
Sub-category (ii)	0	0	0
Sub-category (iii)	0	0	0



Any Other (specify)

Serial No.	1	2	3	4	5	
Category	Clearing Members	Others	HUF	Trusts	Director or Director's Relatives	
Category / More than 1 percentage	Category	Category	Category	Category	Category	
Name of the Shareholders (I)		PAKISTANI SHARE HOLDERS				Click here to go back
PAN (II)						Total
No. of the Shareholders (I)	7	2	2186	60	1	2256
No. of fully paid up equity shares held (IV)	7295	80	382107	1712341	1050	2102873
No. Of Partly paid-up equity shares held (V)						
No. Of shares underlying Depository Receipts (VI)						
Total nos. shares held (VII) = (IV)+ (V)+ (VI)	7295	80	382107	1712341	1050	2102873
Shareholding as a % of total no. of shares (calculated as per SCRR, 1957) (VIII) As a % of (A+B+C2)	0	0	0.2	0.91	0	1.11
Number of Voting Rights held in each class of securities (IX)						
Class eg: X	7295	80	382107	1712341	1050	2102873
Class eg:y						
Total	7295	80	382107	1712341	1050	2102873
Total as a % of Total Voting rights	0	0	0.2	0.91	0	1.11
No. Of Shares Underlying Outstanding convertible securities (X)						
No. of Shares Underlying Outstanding Warrants (Xi)						
No. Of Shares Underlying Outstanding convertible securities and No. Of Warrants (Xi) (a)						
Shareholding , as a % assuming full conversion of convertible securities (as a						

percentage of diluted share capital) (XI)= (VII)+(X) As a % of (A+B+C2)	0	0	0.2	0.91	0	1.11
Number of Locked in shares (XII)						
No. (a)						
As a % of total Shares held (b)						
Number of equity shares held in dematerialized form (XIV)	7295	0	382107	1711094	1050	2101546
Reason for not providing PAN						
Reason for not providing PAN						
Sub-categorization of shares						
Shareholding (No. of shares) under						
Sub-category (i)	0	0	0	0	0	0
Sub-category (ii)	0	0	0	0	0	0
Sub-category (iii)	0	0	0	0	1050	1050

