

ACC SURAKSHA TILE FIX-222



ACC Suraksha Tile Fix-222 is a ready to use grey cement based tile adhesive used for fixing medium sized ceramic, mosaic & vitrified tiles for internal walls & floors and external floor application

KEY FEATURES

- Ready to use, only water needs to be added
- Faster to apply due to good spreadable properties
- Excellent high strength & water retention properties
- Suitable for fixing ceramic, mosaic & vitrified medium size tiles on walls & floors

STANDARDS

- Type 2 Adhesive as per IS15477-2004
- C1T as per EN 12004

TECHNICAL PROPERTIES


- Mixed density : 1.50-1.70 kg/ltr
- Bulk density : 1.40-1.60 kg/ltr
- Pot life : 180-240 minutes
- Open time : ≥ 20 minutes

Parameter		Value
Shear adhesion	Dry condition (24 Hrs)	$\geq 4.000\text{KN}$
	Dry condition (14 Days)	$\geq 10.00\text{KN}$
	Heat aging condition	$\geq 5.00\text{KN}$
	Wet condition	$\geq 5.00\text{KN}$
Tensile Adhesive Strength	Dry condition (28days)	$\geq 0.5\text{N/mm}^2$
	Water immersion (28days)	$\geq 0.5\text{N/mm}^2$
	Heat aging (28days)	$\geq 0.5\text{N/mm}^2$
	Open time after 20 minutes	$\geq 0.5\text{N/mm}^2$

USES & APPLICATIONS



For Internal tiling application on walls (Medium size)



For Internal tiling application on floors (Medium size)



For External tiling application on floors (Medium size)



Tile-on- Tile applications

ADVANTAGES

- Comes with Anti-slip properties
- Excellent workability & Smooth finish
- Superior bond strength

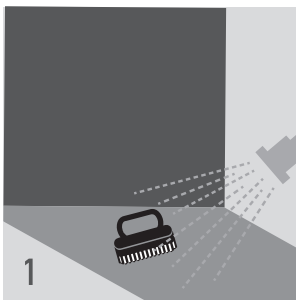
PACKAGING, SHELF LIFE & STORAGE

- Available in 40kg Ad Star bag
- 6 months from the date of manufacturing
- Store in a dry place away from moisture

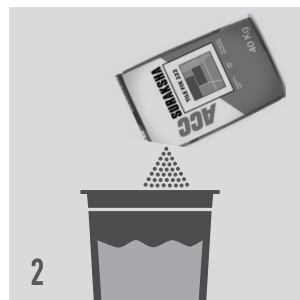
COVERAGE

A 40kg bag of ACC Suraksha Tile Fix 222 covers ~ 110-120 sq. ft. at coverage of 3 mm thickness. Coverage depends upon quality and nature of substrate being used


SURFACE PREPARATION, MIXING & APPLICATION




Surface should be cleaned properly by removing all loose particles, oil grease etc. Surface needs to be pre-wetted with clean water.



Pour required quantity of ACC Suraksha Tile Fix 222 into water (22-25%) to get desired consistency.



For mixing use spiral mixer at low speed in a clean bucket. Mix well to obtain a lump-free smooth paste. After mixing leave the mix for 5 minutes.



Briefly stir the mixture before application. Apply ACC Suraksha Tile Fix 222 with a suitable notch trowel on surface.

SAFETY INSTRUCTION

- Use proper PPE's while using this product to avoid any kind of respiratory issues or skin irritation. In case of contact with eyes, rinse with plenty of water
- Contact doctor immediately
- Keep out of reach of children

Disclaimer: All the above mentioned in this brochure is to be treated as general guidance only. Specific product technical advice regarding its usage & test data should be sought for based on different conditions. An experienced technical advisory team is available to give technical details upon request. For more details contact below

Marketed by: ACC LIMITED, 121 M.K. Road, Mumbai 400020,
Contact : Customer Care Manager | Phone : 1800 1033 444 | Email: acchelp@acclimited.com