

ACC SURAKSHA TILE FIX-333



ACC Suraksha Tile Fix-333 is a ready to use grey cement based tile adhesive for fixing large format vitrified, ceramic mosaic tiles, stone, marbles & granite for internal and external, wall and floor applications

KEY FEATURES

- Ready to use, only water to be added
- Extended open time allows ease of application in external areas
- Excellent bonding strength & slip resistance provide good grip to large format tiles & stones

STANDARDS


- Type 2 Adhesive as per IS 15477
- C2TE as per EN 12004

TECHNICAL PROPERTIES

- Mixed density : 1.50-1.70 kg/ltr
- Pot life : 180-240 minutes
- Slip test (mm) ≤ 0.5
- Bulk density : 1.30-1.50 kg/ltr
- Open time : ≥ 30 minutes
- W/P : 24-27%

Parameter	Value	
Shear adhesion	Dry condition (24 Hrs)	$\geq 4.000\text{KN}$
	Dry condition (14 Days)	$\geq 10.00\text{KN}$
	Heat aging condition	$\geq 5.00\text{KN}$
	Wet condition	$\geq 5.00\text{KN}$
Tensile Adhesive Strength	Dry condition (28days)	$\geq 1 \text{ N/mm}^2$
	Water immersion (28days)	$\geq 1 \text{ N/mm}^2$
	Heat aging (28days)	$\geq 1 \text{ N/mm}^2$
	Open time after 30 minutes	$\geq 0.5 \text{ N/mm}^2$

USES & APPLICATIONS



Large format tile applications



Marble / Granite applications



Stone applications

ADVANTAGES

- Superior bond strength
- Enhances safety & durability of exterior tiles
- Excellent grip for large format tiles
- Better correction time during tile applications

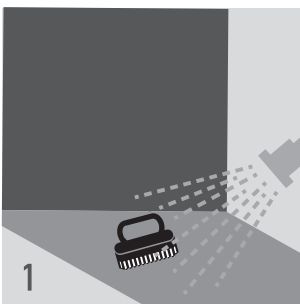
PACKAGING, SHELF LIFE & STORAGE

- Available in 40kg Ad Star bag
- 6 months from the date of manufacturing
- Store in a dry place away from moisture

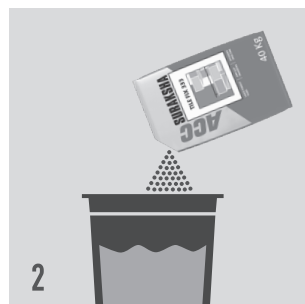
COVERAGE

A 40kg bag of ACC Suraksha Tile Fix 333 covers ~ 110-120 sq. ft. at coverage of 3 mm thickness. Coverage depends upon quality and nature of substrate being used


SURFACE PREPARATION, MIXING & APPLICATION



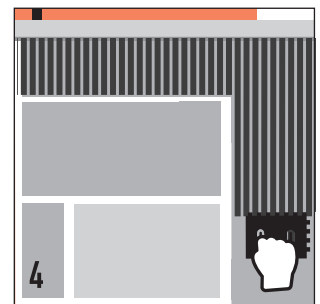
Surface should be cleaned properly by removing all loose particles, oil, grease etc. Surface needs to be first moistened with clean water.



Pour required quantity of ACC Suraksha Tile Fix 333 into water (24-27%) to get the desired consistency.



For mixing, use spiral mixer at low speed in a clean bucket. Mix well to obtain a lump-free smooth paste. After mixing, leave the mix for 5 minutes.



Briefly stir the mixture before application. Apply ACC Suraksha Tile Fix 333 with a suitable notch trowel on the surface.

SAFETY INSTRUCTION

- Use proper PPE's while using this product to avoid any kind of respiratory issues or skin irritation. In case of contact with eyes, rinse with plenty of water
- Contact doctor immediately
- Keep out of reach of children

Disclaimer: All the above mentioned in this brochure is to be treated as general guidance only. Specific product technical advice regarding its usage & test data should be sought for based on different conditions. An experienced technical advisory team is available to give technical details upon request. For more details contact below

Marketed by: ACC LIMITED, 121 M.K. Road, Mumbai 400020,
Contact : Customer Care Manager | Phone : 1800 1033 444 | Email: acchelp@acclimited.com